


# SUPPORTING CHILDREN TO LEARN PHONICS

Jenny Davis and Cat Russell  
Springhallow School  
Communication and Literacy Leaders

# WHAT IS “PHONICS”?

- Phonics Teaching is about learning the SOUND of the letters
- We teach children to read letters or groups of letters by saying the sound(s) they represent.
- Children learn how to read words by combining the sounds together to make words ('blending') and how to listen and isolate different sounds within words ('segmenting').
- Although there are 26 letters in the English alphabet, there are around 44 speech sounds, so some sounds have to be represented by two letters put together e.g. ee (see), oa (boat), ar (car).
- Some sounds have more than one way of being written.
- The English language is an amalgamation of several languages and spelling systems, it is estimated that there are 350-400 spellings that represent the 44 sounds in English - of these, 176 are most common and represent about 90% of the words in print, so these are the spellings that need to be taught by all early reading programmes.

# PHONICS TEACHING AT SPRINGHALLOW



- ◉ We follow to Essential Letters and Sounds Programme
- ◉ The programme teaches skills in order and children move forward at their own pace. There are six phases to the teaching programme.
- ◉ Each child's progress is monitored closely so that a solid foundation for reading is built.
- ◉ Phonics is important but not the only skill we teach children to support their reading.

# OUR KEY MESSAGE..

All children are  
**DIFFERENT!**



All children learn  
**DIFFERENTLY**

**Reading is for life not  
just for school – let's  
make it fun**


# LET'S LEARN

- ◉ Learn a new sound
- ◉ Say the sound
- ◉ Write the sound
- ◉ Use the sound

Espresso/ bug club phonics lesson



# WHAT NEXT?




- Ask your child find all the objects in the room that start with the same sound.
- Try to see who is first to think of a word beginning with a sound. Alternatively, who can think of the most words beginning with that sound.
- Play a game where you have to give clues to your child and she has to guess the word - e.g. “I am an animal that lives in the desert and my name starts with ‘c’ ”.
- Write a letter of the alphabet on each page of a scrapbook. You can then have fun together, collecting pictures of objects from old catalogues and magazines that begin with that letter. She may also like to draw a picture to represent each sound. Make letter shapes out of plasticine or play dough, or trace them in sand on a tray.
- Use magnetic letters (e.g. on your fridge door) to encourage your child to build words on her own. Rearrange letters in words to make other words. Play word list games by making a simple word like ‘hat’ and changing the first letter to make other words (e.g. ‘bat’, ‘cat’, ‘fat’, ‘mat’, ‘pat’, ‘rat’, ‘sat’)
- Put up an alphabet chart on your child’s bedroom wall to help her learn her sounds.

# IDEAS FOR MULTI SENSORY PHONICS

Gel boards




Pipe cleaners



letter cups on light box

Play doh



Sound baskets



Sand writing














































Twister

# PHONICS GAMES





# PHONICS IN ENGLISH

s 	t 	p 	n 	m 	a 	e 	i 	o 
g 	d 	ck 	r 	h 	u 	ai 	ee 	igh 
b 	f 	l 	j 	v 	oa 	oo 	oo 	ar 
w 	x 	y 	z 	qu 	or 	ur 	ow 	oi 
ch 	sh 	th 	th <b>the</b>	ng 	ear 	air 	ure <b>pure</b>	er 

# ONLINE PHONICS ACTIVITIES

- ◉ <http://www.letters-and-sounds.com/>
- ◉ <http://www.teachyourmonstertoread.com/demos?gclid=CLa58JSFpcwCFTUo0wodrDwJlw>
- ◉ <http://www.phonicsplay.co.uk/>
- ◉ <http://www.bbc.co.uk/bitesize/ks1/literacy/phonics/play/>
- ◉ <https://www.youtube.com/watch?v=Huh9BJ3JwSc>
- ◉ <https://www.youtube.com/watch?v=tteyeA7lklY>
- ◉ <https://www.youtube.com/watch?v=Djz82FBYiug>
  
- ◉ Oxford Owl - check your child's login and use phonics activities, reading books, comprehension questions, motivating points